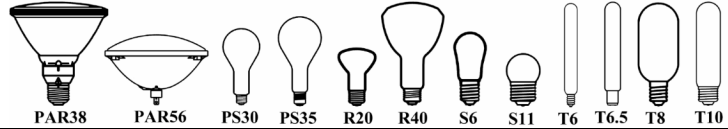
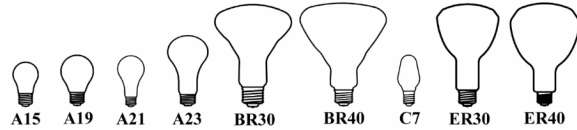


Incandescent

General Purpose



Catalog #	UPC	Watts	Bulb	Base	Volts	Avg. Life Hrs.	Lumens	Desc.	Pkg Qty	Price
4C7/BL/2PK-120V	13542	4	C7	Candelabra	120	3000	16	Clear Night Light	24	\$2.92
7C7-120V	13608	7	C7	Candelabra	120	3000	43	Clear Night Light	120	\$2.92
7.5S/CW-120V	19420	7.5	S11	Med.	120	1400	32	Ceramic White	120	\$9.76
10S11N/CL-120V	16917	10	S11	Intermediate	120	1500	74	Clear Ruggedized	120	\$11.18
15A15-120V	10037	15	A15	Med.	120	2500	122	Inside Frost	120	\$3.92
15T6-120V	18037	15	T6	Candelabra	120	2000	111	Clear Tubular	60	\$8.64
15T6145V-145V	18078	15	T6	Candelabra	145	2000	112	Clear Tubular	60	\$10.96
20T6.5DC/IF-120V	18144	20	T6.5	DC Bayonet	120	10000	92	Inside Frost Exit Lamp	60	\$14.98
20T6.5/IF-120V	18143	20	T6.5	Intermediate	120	10000	92	Inside Frost Exit Lamp	60	\$12.52
25A/W/RP-120V	10562	25	A19	Med.	120	2500	180	Soft White	24	\$3.86
25A-120V	10644	25	A19	Med.	120	2500	210	Std. Frost	120	\$3.84
25A-130V	10645	25	A19	Med.	120	2500	210	Std. Frost	120	\$5.00
25A/277V	11289	25	A19	Med.	130	2500	187	Std. Frost	120	\$12.58
25A/CL/RP-120V	10693	25	A19	Med. Brass	120	2500	210	Clear	120	\$4.00
25T6.5/IF-120V	18113	25	T6.5	Intermediate	120	1000	225	Inside Frost	60	\$10.90
25T6.5-120V	18125	25	T6.5	Intermediate	120	1000	242	Clear	60	\$10.32
25T8N/BL-120V	18365	25	T8	Intermediate	120	1000	230	Clear Home Appliance	12	\$8.64
25T6.5-130V	18128	25	T6.5	Intermediate	130	1000	242	Clear	60	\$13.74
25T6.5/DC-120V	18129	25	T6.5	DC Bayonet	120	1000	242	Clear Scale Illuminator	60	\$14.08
25T10-120V	18510	25	T10	Med.	120	1000	232	Clear	60	\$7.64
25T10/IF-120V	18503	25	T10	Med.	120	1000	230	Inside Frost	60	\$8.26
30R20-120V	14794	30	R20	Med. Brass	120	2000	170	Reflector Flood	60	\$17.38
40A/34/SS-130V	11379	34	A19	Med.	130	1500	385	Std. Frost SuperSaver	48	\$3.66
40A15/CL/BL-120V	10129	40	A15	Med.	120	1000	452	Clear Appliance	12	\$3.96
40A15-120V	10119	40	A15	Med.	120	1000	452	Inside Frost Appliance	120	\$3.90
40A/CL/RP-120V	11223	40	A19	Med.	120	1500	460	Clear	24	\$4.00
40A/4/RP-120V	11060	40	A19	Med.	120	1500	460	Std. Frost	48	\$2.28
40A-130V	11059	40	A19	Med.	130	1500	460	Std. Frost	48	\$3.74
40S11N-120V	13595	40	S11	Intermediate	120	500	440	Clear Hi Intensity	120	\$9.76
40T10-120V	18650	40	T10	Med.	120	1000	420	Clear	60	\$7.94
50A/RS/SL-120V	11118	50	A19	Med. Brass	120	1000	490	Safeline Rough Service	120	\$17.54
50/150A21/W/RP-120V	18060	50	A21	3 Contact Med.	120	1200	640	Soft White 3-Way	12	\$7.16
50ER30-130V	15107	50	ER30	Med.	130	2000	450	Elliptical Reflector Flood	24	\$26.90
50R20-120V	14831	50	R20	Med.	120	2000	330	Reflector Flood	60	\$17.38
50R20-130V	14832	50	R20	Med.	130	2000	330	Reflector Flood	60	\$24.38
60A/52/SS-120V	11376	52	A19	Med.	120	1000	750	Std. Frost SuperSaver	48	\$2.32
60A/52/SS-130V	11380	52	A19	Med.	130	1000	745	Std. Frost SuperSaver	48	\$2.96
60A/52/SSXL-130V	11388	52	A19	Med. Brass	130	2500	635	Std. SuperSaver XL	48	\$5.34
60A15/CL/FAN/RP-120V	11007	60	A15	Med.	120	1000	740	Clear Ceiling Fan Light	24	\$3.96
60A/CL/RP-120V	11224	60	A19	Med.	120	1000	890	Clear	24	\$4.00
60A/4/RP-120V	11180	60	A19	Med.	120	1000	890	Std. Frost	48	\$2.28
60A/RS/RP/1-120V	12977	60	A19	Med.	120	1000	555	Inside Frost Rough Service	12	\$7.26
60A/Y/RP-120V	10390	60	A19	Med.	120	1000	---	Yellow Bug Light	24	\$5.42
60A-130V	11373	60	A19	Med.	130	1000	890	Std. Frost	48	\$3.04
6S6/CL-120V	16960	60	S6	Candelabra	120	1500	41	Clear Indicator	120	\$3.34
6S6/CL-130V	16938	60	S6	Candelabra	130	1500	37	Clear Indicator	120	\$4.32
65BR30/FL-120V	15165	65	BR30	Med.	120	2000	640	Spot-GRO Flood	6	\$15.36
65BR30/SP/RP-120V	15149	65	BR30	Med.	120	2000	640	Reflector Spot	6	\$19.08
65BR30/FL-130V	13129	65	BR30	Med.	130	2000	640	Reflector Flood	24	\$19.78
65PAR/FL-120V	13802	65	PAR38	E26 Med. Socket	120	1750	715	Flood Super Saver	15	\$23.20
65PAR/FL-130V	13805	65	PAR38	E26 Med. Socket	130	1750	715	Flood Super Saver	15	\$29.74
75A/67/SS-120V	11377	67	A19	Med.	120	750	1065	Std. Frost SuperSaver	48	\$2.32
75A/67/SS-130V	11381	67	A19	Med.	130	750	1040	Std. Frost SuperSaver	48	\$3.30
75A/CL/RP-120V	11225	75	A19	Med.	120	750	1210	Clear	24	\$4.00
75A/4/RP-120V	12525	75	A19	Med.	120	750	1210	Std. Frost	48	\$2.28
75A/RS/2/RP-120V	13001	75	A19	Med.	120	1000	818	Inside Frost Rough Service	24	\$6.54
75A-130V	11374	75	A19	Med.	130	750	1210	Std. Frost	48	\$3.04
75A21/RS/SL/RP-120V	12554	75	A21	Med.	120	1000	800	Safeline Rough Service Inside Frost	12	\$10.90

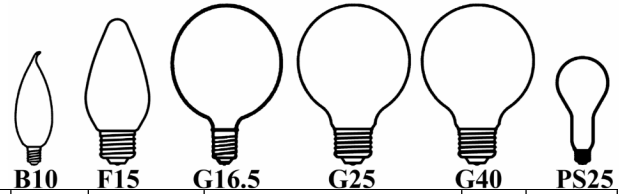
Incandescent

General Purpose

Catalog #	UPC	Watts	Bulb	Base	Volts	Avg. Life Hrs.	Lumens	Desc.	Pkg Qty	Price
75BR/FL-120V	15126	75	BR40	Med.	120	2000	680	Reflector Flood	24	\$16.20
75BR/FL/RP-120V	15128	75	BR40	Med.	120	2000	680	Reflector Flood	6	\$20.12
75BR/FL-130V	15125	75	BR40	Med.	130	2000	680	Reflector Flood	24	\$26.00
75ER30-120V	15100	75	ER30	Med.	120	2000	750	Elliptical Reflector Flood	24	\$18.36
75ER30-130V	15101	75	ER30	Med.	130	2000	750	Elliptical Reflector Flood	24	\$24.26
75PAR/3FL	13850	75	PAR38	Med. Side Prong	120	2000	1040	Compact Flood	12	\$34.18
100A/90/SS-120V	11378	90	A19	Med.	120	750	750	Std. Frost SuperSaver	48	\$2.32
100A/90/SS-130V	11382	90	A19	Med.	130	750	750	Std. Frost SuperSaver	48	\$2.96
100A/90/SSXL-130V	11390	90	A19	Med. Brass	130	2500	1295	Std. Frost SuperSaver XL	48	\$5.92
100A/CL-120V	12529	100	A19	Med.	120	750	750	Clear	120	\$4.00
100A/4/RP-120V	12750	100	A19	Med.	120	750	1750	Std. Frost	48	\$2.28
100A/RS/2/RP-120V	13002	100	A19	Med.	120	1000	1260	Inside Frost Rough Service	24	\$5.84
100A/W/RP-120V	12752	100	A19	Med.	120	750	1710	Soft White	24	\$3.00
100A-130V	11375	100	A19	Med.	130	750	1750	Std. Frost	48	\$3.04
100A/RS/2/RP-130V	12998	100	A19	Med.	130	1000	1260	Inside Frost Rough Service	24	\$9.38
100A21-120V	12866	100	A21	Med.	120	750	1690	Std. Frost	48	\$4.38
100BR/FL-120V	14851	100	BR40	Med.	120	2000	935	Reflector Flood	24	\$18.16
100BR/FL-130V	14847	100	BR40	Med.	130	2000	935	Reflector Flood	24	\$26.44
100PAR/FL/R/RP-120V	13933	100	PAR38	E26 Med. Socket	120	2000	---	Silicone Coated Red Flood	6	\$33.96
100PAR/FL/G/RP-120V	13949	100	PAR38	E26 Med. Socket	120	2000	---	Silicone Coated Green Flood	6	\$33.96
120BR/FL-120V	14903	120	BR40	Med.	120	2000	1210	Reflector Flood	24	\$18.16
120BR/FL/CVP-130V	14888	120	BR40	Med.	130	2000	1170	Reflector Flood	6	\$24.96
120ER40-130V	15168	120	ER40	Med.	130	2000	45	Elliptical Reflector Flood	24	\$30.60
150A21/135/SS-120V	12820	135	A21	Med.	120	750	2485	Std. Frost SuperSaver	48	\$4.46
150A21/135/SS-130V	12863	135	A21	Med.	130	750	2485	Std. Frost SuperSaver	48	\$5.64
150A21/CL-120V	13136	150	A21	Med.	120	750	2780	Clear	48	\$6.02
150A21-120V	13141	150	A21	Med.	120	750	2780	Std. Frost	48	\$4.48
150A21/CL-130V	13148	150	A21	Med.	130	750	2780	Clear	48	\$7.74
150A21-130V	13153	150	A21	Med.	130	750	2780	Std. Frost	48	\$5.80
150A23/RS-120V	15241	150	A23	Med.	120	1000	2090	Inside Frost Rough Service	48	\$12.80
150/OPAR/FL-120V	15608	150	BR38	Med. Brass	120	2000	1350	Flood	---	\$17.14
150PAR/3FL-120V	13853	150	PAR38	Med. Side Prong	120	2000	2175	Compact Flood	12	\$37.90
200A21/CL-RP-120V	15476	200	A21	Med.	120	750	3930	Clear Utility Light	12	\$7.14
200A23-120V	15505	200	A23	Med.	120	750	3930	Inside Frost	48	\$6.28
250BR40-120V	14665	250	BR40	Med.	120	5000	---	Reflector IR Heat Lamp Clear	12	\$19.00
250R40/10-120V	14663	250	R40	Med.	120	5000	---	Red Bowl IR Heat Lamp Reflector Hard Glass	6	\$45.26
300BR/FL-120V	14779	300	BR40	Med. Brass	120	2000	3030	Reflector Flood	24	\$42.94
300PAR56/MFL-120V	14950	300	PAR56	Mogul End Prong	120	2000	3840	Med. Flood	12	\$93.36
300PAR56/WFL-120V	14953	300	PAR56	Mogul End Prong	120	2000	3840	Wide Flood	12	\$93.36
300M/CL-120V	15742	300	PS30	Med.	120	750	5870	Clear Utility Light	60	\$10.62
300M/IF-120V	15737	300	PS30	Med.	120	750	5860	Inside Frost Utility Light	60	\$11.48
300PS35/IF-120V	15918	300	PS35	Mogul	120	1000	5700	Inside Frost Utility Light	24	\$16.46
500PS35/CL-130V	16034	500	PS35	Mogul	130	1000	10000	Clear	24	\$34.20

Incandescent

Decorative



Catalog #	UPC	Watts	Bulb	Base	Volts	Avg. Life Hrs.	Desc.	Pkg Qty	Price
25B10C/BL/2PK-120V	13452	25	B10	Candelabra	120	1500	Clear Decor Bent Tip	12	\$3.22
25B10C/DL/BL-120V	13316	25	B10	Candelabra	120	3000	Dbl. Life Clear Decor Bent tip	12	\$3.48
25F/W/BL/2PK-120V	13820	25	F15	Med.	120	1500	Soft White Flame Shape	12	\$4.82
25G16.5C-120V	13618	25	G16.5	Candelabra	120	1500	Clear Globe	24	\$3.48
25G25-120V	14264	25	G25	Med.	120	1500	Clear Globe	24	\$6.08
40B10/BL/2PK-120V	13440	40	B10	Med.	120	1500	Clear Decor Bent Tip	12	\$3.22
40B10C/BL/2PK-120V	13456	40	B10	Candelabra	120	1500	Clear Decor Bent Tip	12	\$3.22
40B10C/T/BL/2PK-120V	13681	40	B10	Candelabra	120	1500	Clear Decor Blunt Tip	12	\$2.78
40B10C/CRYSTAL/DL/BL	13741	40	B10	Candelabra	120	3000	Dbl. Life Crystal Bent Tip	12	\$3.34
40G16.5C-120V	13702	40	G16.5	Candelabra	120	1500	White Globe	24	\$3.86
40G25-120V	14266	40	G25	Med.	120	1500	Clear Globe	24	\$6.08
40G25/W-120V	14267	40	G25	Med.	120	1500	Soft White Globe	24	\$6.08
40F/CL-120V	13974	40	F15	Med.	120	1500	Clear Flame Shape	24	\$4.12
60B10/BL/2PK-120V	13442	60	B10	Med.	120	1500	Clear Decor Bent Tip	12	\$3.22
60B10C/W/BL/2PK-120V	13461	60	B10	Candelabra	120	1500	Soft White Decor Bent Tip	12	\$3.16
60B10C/T/BL/2PK-120V	13684	60	B10	Candelabra	120	1500	Clear Decor Blunt Tip	12	\$3.17
60B10C/BL/2PK-120V	13460	60	B10	Candelabra	120	1500	Clear Decor Bent Tip	12	\$3.22
60F/CL-120V	13993	60	F15	Med.	120	1500	Clear Flame Shape	24	\$4.12
60G25/W-120V	14281	60	G25	Med.	120	1500	Soft White Globe	24	\$6.74
60G40/W/RP-120V	14622	60	G40	Med.	120	2500	Soft White Globe	6	\$15.38
100G40/RP-120V	14623	100	G40	Med.	120	1500	Clear Globe	6	\$15.38
150PS25/SB-120V	15271	150	PS25	Med.	120	1000	Silver Bowl	60	\$23.60

Traffic Signal



Catalog #	UPC	Watts	Bulb	Base	Volts	Avg. Life Hrs.	Lumens	Desc.	Pkg Qty	Price
69A21/TS/8M-120V	12496	69	A21	Med. Brass	120	8000	640	Clear	24	\$6.92
116A21/TS/8M-120V	12833	116	A21	Med. Brass	120	8000	1260	Clear	24	\$7.60
116A21/TS/8M-130V	12817	116	A21	Med. Brass	130	8000	1260	Clear	24	\$10.20

Miniature

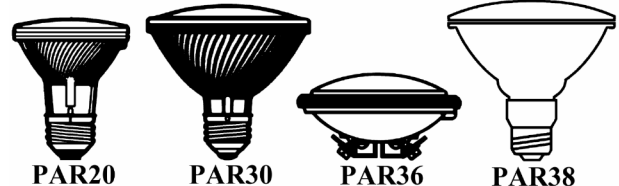
Miniature



Catalog #	UPC	Bulb	Base	Volts	Avg. Life Hrs.	Pkg Qty	Price
120PSB	34557	T2	Slide Base #5	120	10000	1000	\$2.96
120MB	34503	T2.5	Mini Bayonet	120	10000	1000	\$5.44
755	35763	T3.25	Mini Bayonet	6.3	20000	1000	\$1.44
259	35027	T3.25	W2.1[x]9.2D	6.3	5000	1000	\$1.58

Tungsten Halogen

CAPSYLITE®



Catalog #	UPC	Watts	Bulb	Base	Volts	Avg. Life Hrs.	Lumens	Beam Type	Pkg Qty	Price
35PAR14/CAP/FL50/RP	14553	35	PAR14	ED26 Med.	120	2000	300		6	\$28.02
36PAR36/CAP/WFL32	55091	36	PAR36	Screw Term	12	4000	500	Wide Flood	12	\$38.38
36PAR36/CAP/NSP13	55090	36	PAR36	Screw Term	12	4000	500	Narrow Spot	12	\$38.38
45PAR/CAP/SPL/FL30-120V	14588	45	PAR38	ED26 Med. Socket	120	2500	560	Flood	15	\$28.72
45PAR/CAP/SPL/FL30-130V	14591	45	PAR38	ED26 Med. Socket	130	2500	560	Flood	15	\$34.46
50PAR20/HAL/SPL/NFL30-120V	14502	50	PAR20	ED26 Med.	120	2500	550	Narrow Flood	15	\$23.30
50PAR20/HAL/SPL/NSP10-120V	14500	50	PAR20	ED26 Med.	120	2500	550	Narrow Spot	15	\$28.96
50PAR20/CAP/SPL/NFL30-130V	14529	50	PAR20	ED26 Med.	130	2500	550	Narrow Flood	15	\$28.12
50PAR30/CAP/SPL/NFL25-120V	14527	50	PAR30	ED26 Med.	120	2500	660	Narrow Flood	15	\$28.72
50PAR30/HAL/SPL/FL40-120V	14710	50	PAR30	ED26 Med.	120	2500	660	Flood	15	\$28.72
50PAR30/CAP/SPL/FL40-130V	14533	50	PAR30	ED26 Med.	130	2500	660	Flood	15	\$34.72
50PAR30/CAP/SPL/NFL25-130V	14531	50	PAR30	ED26 Med.	130	2500	660	Narrow Flood	15	\$34.72
60PAR/CAP/SPL/FL30-120V	14468	60	PAR38	ED26 Med. Socket	120	3000	850	Flood	15	\$30.59
60PAR/CAP/SPL/SP9-120V	14469	60	PAR38	ED26 Med. Socket	120	3000	850	Spot	15	\$26.92
60PAR/CAP/SPL/SP9-130V	14449	60	PAR38	ED26 Med. Socket	130	3000	850	Spot	15	\$40.54
60PAR/CAP/SPL/FL30	14448	60	PAR38	ED26 Med. Socket	130	3000	850	Flood	15	\$40.54
75PAR30/CAP/SPL/NSP9-120V	14604	75	PAR30	ED26 Med.	120	2500	1130	Narrow Spot	15	\$28.72
75PAR30/CAP/SPL/NFL25-120V	14603	75	PAR30	ED26 Med.	120	2500	1130	Narrow Flood	15	\$23.12
75PAR30/CAP/SPL/FL40-120V	14606	75	PAR30	ED26 Med.	120	2500	1130	Flood	15	\$16.00
75PAR30/CAP/SPL/FL40-130V	14629	75	PAR30	ED26 Med.	130	2500	1130	Flood	15	\$27.94
75PAR/CAP/SPL/FL30-120V	14513	75	PAR38	ED26 Med. Socket	120	2500	1060	Flood	15	\$26.56
75PAR/CAP/SPL/FL30-130V	14515	75	PAR38	ED26 Med. Socket	130	2500	1060	Flood	15	\$31.08
90PAR/CAP/SPL/WSP12-120V	14580	90	PAR38	ED26 Med. Socket	120	2500	1310	Wide Spot	15	\$28.72
90PAR/CAP/SPL/FL30-120V	14579	90	PAR38	ED26 Med. Socket	120	2500	1310	Flood	15	\$25.62
90PAR/CAP/SPL/WSP12-130V	14578	90	PAR38	ED26 Med. Socket	130	2500	1310	Wide Spot	15	\$34.46
90PAR/CAP/SPL/FL30-130V	14577	90	PAR38	ED26 Med. Socket	130	2500	1310	Flood	15	\$30.74
100PAR/CAP/IR/FL40-120V	14311	100	PAR38	ED26 Med. Socket	120	3000	2070	Flood	12	\$41.94
120PAR/CAP/SPL/FL30-120V	14855	120	PAR38	ED26 Med. Socket	120	3000	1800	Flood	15	\$29.12
120PAR/CAP/SPL/FL30-130V	14861	120	PAR38	ED26 Med. Socket	130	3000	1800	Flood	15	\$39.88
250PAR/CAP/SPL/SP10	15526	250	PAR38	ED26 Med. Socket	120	4500	3600		6	\$83.76
250PAR/CAP/SPL/FL30	15558	250	PAR38	ED26 Med. Socket	120	4500	3600	Flood	6	\$75.56

Long Neck



Catalog #	UPC	Watts	Bulb	Base	Volts	Avg. Life Hrs.	Lumens	Beam Type	Pkg Qty	Price
50PAR30LN/CAP/SPL/NFL25-120V	14520	50	PAR30LN	ED26 Med.	120	2500	660	Narrow Flood	15	\$27.54
50PAR30LN/CAP/SPL/WFL50-120V	14537	50	PAR30LN	ED26 Med.	120	2500	660	Wide Flood	15	\$27.54
50PAR30LN/CAP/SPL/NFL25-130V	14478	50	PAR30LN	ED26 Med.	130	2500	660	Narrow Flood	15	\$33.48
75PAR30LN/CAP/SPL/NFL25-120V	14769	75	PAR30LN	ED26 Med.	120	2500	1130	Narrow Flood	15	\$30.52
75PAR30LN/CAP/SPL/WFL50-120V	14768	75	PAR30LN	ED26 Med.	120	2500	1130	Wide Flood	15	\$24.56

Tungsten Halogen


CAPSYLITE®

A-Line



Catalog #	UPC	Watts	Bulb	Base	Volts	Avg. Life Hrs.	Lumens	Desc.	Pkg Qty	Price
52MB/CAP-130V	18922	52	MB19	ED26 Med.	130	3500	770	Inside Frost	12	\$13.06
100A/HAL-120V	18970	100	MB19	ED26 Med.	120	3000	1800	Inside Frost	12	\$11.34
72MB/CAP-120V	18937	72	MB19	ED26 Med.	120	3500	1150	Inside Frost	12	\$10.74
72MB/CAP-130V	18938	72	MB19	ED26 Med.	130	3500	1150	Inside Frost	12	\$13.06

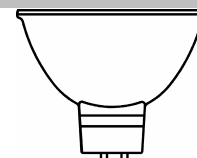
DESIGNER 16®



Catalog #	UPC	Watts	Bulb	Base	Volts	Avg. Life Hrs.	Lumens	Beam Type	Pkg Qty	Price
60PAR16/CAP/NFL30-120V	59030	60	PAR16	ED26 Med.	120	2000	650	Narrow Flood	15	\$37.18
75PAR16/CAP/NFL30-120V	59034	75	PAR16	ED26 Med.	120	2000	900	Narrow Flood	15	\$41.68
75PAR16/CAP/NSP10-130V	59044	75	PAR16	ED26 Med.	130	2000	900	Narrow Spot	15	\$48.76

TRU-AIM®

- UV stop capsule with axial filament.



Catalog #	UPC	Watts	Bulb	Base	Volts	Avg. Life Hrs.	Beam Type	Pkg Qty	Price
20MR11/FL35(FTD)	55107	20	MR11	GU4	12	4000	Flood	10	\$37.14
20MR16/FL40(BAB)	54200	20	MR16	GU5.3	12	4000	Flood	20	\$26.82
35MR16/NSP8(FRB)	54204	35	MR16	GU5.3	12	4000	Narrow Spot	20	\$29.74
35MR16/FL40(FMW)	54203	35	MR16	GU5.3	12	4000	Flood	20	\$26.82
50MR16/T/NFL25(EXZ)	58555	50	MR16	GU5.3	12	4000	Narrow Flood	10	\$29.94
50MR16/NSP12(EXT)	54208	50	MR16	GU5.3	12	4000	Narrow Spot	20	\$26.82
50MR16/NFL/25(EXZ)	54205	50	MR16	GU5.3	12	4000	Narrow Flood	20	\$26.82
50MR16/B/FL35/C(EXN)	58575	50	MR16	GU5.3	12	4000	Flood	10	\$31.98
50MR16/FL40(EXN)	54207	50	MR16	GU5.3	12	4000	Flood	20	\$23.94
50MR16/T/NFL40(EXN)	58554	50	MR16	GU5.3	12	4000	Flood	10	\$29.94
65MR16/FL40(FPB)	58564	65	MR16	GU5.3	12	4000	Flood	10	\$35.58
65MR16/NFL25(FPC)	58565	65	MR16	GU5.3	12	4000	Narrow Flood	10	\$35.58
65MR16/NSP10(FPA)	58563	65	MR16	GU5.3	12	4000	Narrow Spot	10	\$35.58

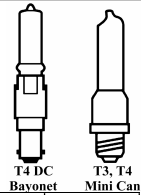
Tungsten Halogen

Double End Quartz

Catalog #	UPC	Watts	Bulb	Base	Volts	Avg. Life Hrs.	Lumens	Lamp Finish	Pkg Qty	Price
150T3Q/S/CL/RP	58886	150	T3	RSC	120	2000	2800	Clear	6	\$32.44
150T3Q/CL/RP	58885	150	T3	RSC	120	1500	2250	Clear	6	\$41.14
300T3Q/CL(EHM)	58923	300	T3	RSC	120	2000	6000	Clear	12	\$38.20
300T3Q/CL/RP(EHM)	58920	300	T3	RSC	120	2000	6000	Clear	6	\$38.20
300T3Q/CL	58919	300	T3	RSC	130	2000	5950	Clear	12	\$41.44
500T3Q/CL(FCL)	58856	500	T3	RSC	120	2000	8750	Clear	12	\$31.80
500T3Q/CL	58902	500	T3	RSC	130	2000	8750	Clear	12	\$36.22
1500T3Q/CL240V	58857	1500	T3	RSC	240	2000	33000	Clear	12	\$49.64
1500T3Q/CL277V	58858	1500	T3	RSC	277	2000	33000	Clear	12	\$50.52

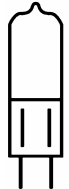
SUPER Q® - Single End Quartz

- DC Bayonet
- E11 Mini Can



Catalog #	UPC	Watts	Bulb	Base	Volts	Avg. Life Hrs.	Lumens	Lamp Finish	Pkg Qty	Price
100Q/CL/DC(ESR)	58755	100	T4	DC Bayonet	120	1000	1900	Clear	12	\$107.44
100Q/CL/MC(ESN)	58761	100	T4	E11 Mini Can	120	1000	1800	Clear	12	\$107.44
150Q/DC(ETF)	58737	150	T4	DC Bayonet	120	2000	2700	Frosted	12	\$95.02
150Q/CL/DC(ETC)	58741	150	T4	DC Bayonet	120	2000	2800	Clear	12	\$64.86
150Q/CL/MC(ESL)	58738	150	T4	E11 Mini Can	120	1000	2800	Clear	12	\$107.44
250Q/CL/DC(ESS)	58720	250	T4	DC Bayonet	120	2000	5000	Clear	12	\$64.08
250Q/CL/MC(EHT)	58762	250	T4	E11 Mini Can	120	2000	5000	Clear	12	\$64.08
500Q/MC(EYX)	58767	500	T4	E11 Mini Can	120	2000	10100	Frosted	12	\$106.88

Bi-Pin Lamps - T3



Catalog #	UPC	Watts	Bulb	Base	Volts	Avg. Life Hrs.	Lumens	Lamp Finish	Pkg Qty	Price
10T3Q/RP	58650	10	T3	G4	12	2000	140		6	\$22.00
20T3Q/CL	58661	20	T3	G4	12	2000	320	Clear	40	\$17.16
20T3Q/CL/RP	58655	20	T3	G4	12	2000	320		6	\$18.00

Halogen

Photo Optic

Audiovisual

Catalog #	UPC	Watts	Bulb	Base	Volts	Avg. Life Hrs.	ANSI Code	Application	Pkg Qty	Price
BRL64610HLX	54034	50	T3	G6.35	12	50	BRL	Projector, Microfilm, Microscope, Studio	100	\$28.00

Fluorescent

Preheat

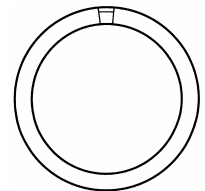
- No starter required
- Miniature T5
- Standard T8 and T12



Catalog #	UPC	Watts	Bulb	Base	MOL In.	Avg. Life Hrs.	CRI	Approx Lumens		Length In.	Pkg Qty	Price
								Mean	Initial			
F4T5/CW	20416	4	T5	Mini Bipin	5.91	6000	62	117	135	6	24	\$16.04
F8T5/CW	20816	8	T5	Mini Bipin	11.91	7500	62	339	390	12	24	\$14.48
F8T5/WW	20817	8	T5	Mini Bipin	11.91	7500	52	348	400	12	24	\$21.46
F13T5/WW	21317	13	T5	Mini Bipin	20.91	7500	52	766	880	21	24	\$24.46
F13T5/CW	21316	13	T5	Mini Bipin	20.91	7500	62	748	860	21	24	\$18.02
F15T12/CW	21532	15	T12	Med. Bipin	17.78	7500	62	653	750	18	30	\$15.68
F15T8/CW	21616	15	T8	Med. Bipin	17.78	7500	62	718	825	18	24	\$12.68
F18T8CW/K24	23014	18	T8	Med. Bipin	23.78	7500	62	1035	1190	24	24	\$24.90
F20T12/D	22083	20	T12	Med. Bipin	23.78	9000	76	935	1075	24	30	\$16.60
F20T12/CW	22078	20	T12	Med. Bipin	23.78	9000	62	1044	1200	24	30	\$12.14
F20T12/WW	22131	20	T12	Med. Bipin	23.78	9000	52	1088	1250	24	30	\$14.54
F30T8/CW	23116	30	T8	Med. Bipin	35.78	7500	62	1897	2180	36	24	\$18.84
F6T5/CW	20616	60	T5	Mini Bipin	8.91	7500	62	235	270	9	24	\$14.48

Rapid Start

Circline



Catalog #	UPC	Watts	Bulb	Base	O.D. In.	Avg. Life Hrs.	CRI	Approx Lumens		Pkg Qty	Price
								Mean	Initial		
FC8T9/CW/RS	20148	22	T9	4 Pin	8.00-8.50	12000	62	914	1050	12	\$20.28
FC12T9/CW/RS	20142	32	T9	4 Pin	11.50-12.00	15000	62	1675	1925	12	\$21.60

Standard - T12 3' & 4'



Catalog #	UPC	Watts	Bulb	Base	MOL In.	Avg. Life Hrs.	CRI	Approx Lumens		Length In.	Pkg Qty	Price
								Mean	Initial			
F30T12/CW/RS	23476	30	T12	Med. Bipin	35.78	18000	62	1870	2200	36	30	\$15.42
F40/DX	24477	40	T12	Med. Bipin	47.78	20000	88	2970	2180	48	30	\$10.72
F40DSGN50	24683	40	T12	Med. Bipin	47.78	20000	90	1892	2200	48	30	\$20.22
F40/D41	24584	40	T12	Med. Bipin	47.78	20000	70	2880	3200	48	30	\$14.14
F40/D835/ECO	24546	40	T12	Med. Bipin	47.78	20000	80	2970	3300	48	30	\$31.98
F40/D830/ECO	24543	40	T12	Med. Bipin	47.78	20000	80	2970	3300	48	30	\$28.86

SUPERSAVER® - T12 3', 4', & 8'



Catalog #	UPC	Watts	Bulb	Base	MOL In.	Avg. Life Hrs.	CRI	Approx Lumens		Length In.	Pkg Qty	Price
								Mean	Initial			
F25T12/WW/RS/SS	23473	25	T12	Med. Bipin	35.78	18000	52	1679	1975	36	30	\$25.18
F25T12/CW/RS/SS	23472	25	T12	Med. Bipin	35.78	18000	62	1636	1925	36	30	\$20.96
F34CW/SS	24594	34	T12	Med. Bipin	47.78	20000	62	2279	2650	48	30	\$9.30
F34WW/SS	24595	34	T12	Med. Bipin	47.78	20000	52	2365	2750	48	30	\$10.66
F34/DX/SS	24599	34	T12	Med. Bipin	47.78	20000	88	1660	1930	48	30	\$16.04
F34WW/SS/ECO	24538	34	T12	Med. Bipin	47.78	20000	52	2365	2750	48	30	\$11.50
F34/D30/SS/ECO	24535	34	T12	Med. Bipin	47.78	20000	70	2520	2800	48	30	\$17.32
F34CW/SS/ECO	24596	34	T12	Med. Bipin	47.78	20000	62	2279	2650	48	30	\$9.90
F34/D35/SS	24585	34	T12	Med. Bipin	47.78	20000	70	2520	2800	48	30	\$14.72


Fluorescent

Rapid Start

SUPERSAVER® - T12 3', 4', & 8'

CURVALUME®


- U-shaped.
- 6" leg spacing.



Catalog #	UPC	Watts	Bulb	Base	MOL In.	Avg. Life Hrs.	CRI	Approx Lumens		Length In.	Pkg Qty	Price
								Mean	Initial			
FB40/D35/6	24081	40	T12	Med. Bipin	22.60	18000	70	2745	3050	22.50	12	\$39.76

CURVALUME® - SUPERSAVER®


- U-shaped.
- 6" leg spacing.



Catalog #	UPC	Watts	Bulb	Base	MOL In.	Avg. Life Hrs.	CRI	Approx Lumens		Length In.	Pkg Qty	Price
								Mean	Initial			
FB34/WW/6/SS	24047	34	T12	Med. Bipin	22.60	18000	52	2279	2650	22.50	12	\$38.06
FB34/D41/6/SS	24067	34	T12	Med. Bipin	22.60	18000	70	2457	2730	22.50	12	\$42.56
FB34/CW/6/SS	24046	34	T12	Med. Bipin	22.60	18000	62	2236	2600	22.50	12	\$33.96

Blacklight Blue

- No starter required
- Miniature T5
- Standard T8 and T12



Catalog #	UPC	Watts	Bulb	Base	MOL In.	Avg. Life Hrs.	CRI	Approx Lumens		Length In.	Pkg Qty	Price
								Mean	Initial			
F40/350BL	24922	40	T12	Med. Bipin	47.78	20000	---	---	---	48	30	\$34.08

OCTRON® 700

ECOLOGIC® - CRI 75

- Designed for rapid start, magnetic rapid start, electronic rapid start, or programmed rapid start ballasts.



Catalog #	UPC	Watts	Bulb	Base	MOL In.	Avg. Life Hrs.	CRI	Approx Lumens		Length In.	Pkg Qty	Price
								Mean	Initial			
FO17/730/ECO	21918	17	T8	Med. Bipin	23.78	20000	75	1193	1325	24	30	\$17.80
FO17/735/ECO	21769	17	T8	Med. Bipin	23.78	20000	75	1193	1325	24	30	\$17.80
FO17/741/ECO	21770	17	T8	Med. Bipin	23.78	20000	75	1193	1325	24	30	\$17.80
FO25/730/ECO	21937	25	T8	Med. Bipin	35.78	20000	75	1845	2050	36	30	\$16.64
FO25/735/ECO	21941	25	T8	Med. Bipin	35.78	20000	75	1845	2050	36	30	\$16.64
FO25/741/ECO	21942	25	T8	Med. Bipin	35.78	20000	75	1845	2050	36	30	\$16.64
FO32/730/ECO	21997	32	T8	Med. Bipin	47.78	20000	75	2520	2800	48	30	\$11.48
FO32/735/ECO	21998	32	T8	Med. Bipin	47.78	20000	75	2520	2800	48	30	\$11.48
FO32/741/ECO	21999	32	T8	Med. Bipin	47.78	20000	75	2520	2800	48	30	\$11.48
FO40/735/ECO	22103	40	T8	Med. Bipin	59.61	20000	75	3150	3500	60	30	\$17.38
FO96/730/ECO	22030	59	T8	Single Pin	96.00	15000	75	5130	5700	96	24	\$32.04
FO96/735/ECO	21737	59	T8	Single Pin	96.00	15000	75	5130	5700	96	24	\$32.04
FO96/741/ECO	21736	59	T8	Single Pin	96.00	15000	75	5130	5700	96	24	\$32.04

Fluorescent

OCTRON® 800

ECOLOGIC® - CRI 80/82/85


- Designed for rapid start, magnetic rapid start, electronic rapid start, or programmed rapid start ballasts.



Catalog #	UPC	Watts	Bulb	Base	MOL In.	Avg. Life Hrs.	CRI	Approx Lumens		Length In.	Pkg Qty	Price
								Mean	Initial			
FO17/830/XP/ECO	21785	17	T8	Med. Bipin	23.78	24000	85	1330	1400	24	30	\$24.96
FO17/835/ECO	22136	17	T8	Med. Bipin	23.78	20000	82	1240	1350	24	30	\$24.96
FO17/841/ECO	22137	17	T8	Med. Bipin	23.78	20000	82	1240	1350	24	30	\$24.96
FO25/830/ECO	22138	25	T8	Med. Bipin	35.78	20000	82	1975	2150	36	30	\$24.91
FO25/830/XP/ECO	21910	25	T8	Med. Bipin	35.78	24000	85	2138	2250	36	30	\$24.96
FO25/835/ECO	22139	25	T8	Med. Bipin	35.78	20000	82	1975	2150	36	30	\$24.91
FO25/835/XP/ECO	21776	25	T8	Med. Bipin	35.78	24000	85	2138	2250	36	30	\$24.96
FO32/830/ECO	21777	32	T8	Med. Bipin	47.78	20000	82	2714	2950	48	30	\$18.80
FO32/835/ECO	21779	32	T8	Med. Bipin	47.78	20000	82	2714	2950	48	30	\$16.78
FO32/835/XP/ECO	21763	32	T8	Med. Bipin	47.78	24000	85	2850	3000	48	30	\$18.84
FO32/841/ECO	21781	32	T8	Med. Bipin	47.78	20000	82	2714	2950	48	30	\$16.78
FO32/841/XP/ECO	21767	32	T8	Med. Bipin	47.78	24000	85	2850	3000	48	30	\$18.84
FO32/850/ECO	22143	32	T8	Med. Bipin	47.78	20000	80	2576	2800	48	30	\$20.82
FO96/835/ECO	22148	59	T9	Single Pin	96.00	15000	82	5428	5900	96	24	\$42.75
FO96/841/ECO	22149	59	T8	Single Pin	96.00	15000	82	5428	5900	96	24	\$42.86

OCTRON® - CURVALUME®


- U-shaped
- 31W – 1-5/8” leg spacing
- 31W – 6” leg spacing



Catalog #	UPC	Watts	Bulb	Base	MOL In.	Avg. Life Hrs.	CRI	Approx Lumens		Length In.	Pkg Qty	Price
								Mean	Initial			
FBO31/830	21877	31	T8	Med. Bipin	22.60	20000	82	2507	2725	22.50	15	\$26.58
FBO31/835	21878	31	T8	Med. Bipin	22.60	20000	82	2507	2725	22.50	15	\$26.58
FBO31/841	21879	31	T8	Med. Bipin	22.60	20000	82	2507	2725	22.50	15	\$33.04
FBO32/730/ECO	22046	32	T8	Med. Bipin	22.60	20000	75	2475	2750	22.50	16	\$35.06
FBO32/735/ECO	22051	32	T8	Med. Bipin	22.60	20000	75	2475	2750	22.50	16	\$28.22
FBO32/741/ECO	22052	32	T8	Med. Bipin	22.60	20000	75	2475	2750	22.50	16	\$28.22
FBO32/835/6ECO	21670	32	T8	Med. Bipin	22.60	20000	82	2622	2850	22.50	16	\$0.00
FBO32/841/6ECO	21671	32	T8	Med. Bipin	22.60	20000	82	2622	2850	22.50	16	\$52.26

Instant Start

Slimline T12



Catalog #	UPC	Watts	Bulb	Base	MOL In.	Avg. Life Hrs.	CRI	Approx Lumens		Length In.	Pkg Qty	Price
								Mean	Initial			
F48T12/CW	24830	39	T12	Single Pin	46.00	9000	62	2482	2820	48	30	\$23.66
F60T12/CW	26001	50	T12	Single Pin	58.00	12000	62	3256	3700	60	30	\$32.70
F64T12/CW	26403	52	T12	Single Pin	62.00	12000	62	3432	3900	64	30	\$34.52
F72T12/CW	27256	55	T12	Single Pin	70.00	12000	62	3960	4500	72	15	\$27.36
F84T12/CW	28417	70	T12	Single Pin	82.00	12000	62	4664	5300	84	15	\$35.98
F96T12/DX	29500	75	T12	Single Pin	94.00	12000	88	3837	4360	96	15	\$26.02
F96T12/DSGN50	29833	75	T12	Single Pin	94.00	12000	90	3872	4400	96	15	\$34.80
F96T12/D41/ECO	29798	75	T12	Single Pin	94.00	12000	70	5906	6420	96	15	\$35.78

Fluorescent

Instant Start

SUPERSAVER® - Slimline T12

Catalog #	UPC	Watts	Bulb	Base	MOL In.	Avg. Life Hrs.	CRI	Approx Lumens		Length In.	Pkg Qty	Price
								Mean	Initial			
F96T12/CW/SS/ECO	29505	60	T12	Single Pin	94.00	12000	62	4664	5300	96	15	\$21.40
F96T12/CW/SS	29815	60	T12	Single Pin	94.00	12000	62	4664	5300	96	15	\$20.36
F96T12/D35/SS	29819	60	T12	Single Pin	94.00	12000	70	5152	5600	96	15	\$33.52
F96T12/LW/SS	29820	60	T12	Single Pin	94.00	12000	48	4928	5600	96	15	\$25.10

Rapid Start

High Output 800 mA

Catalog #	UPC	Watts	Bulb	Base	MOL In.	Avg. Life Hrs.	CRI	Approx Lumens		Length In.	Pkg Qty	Price
								Mean	Initial			
F24T12/CW/HO	25313	35	T12	Recessed DC	21.91	9000	62	1337	1650	24	30	\$34.08
F24T12/D/HO	25314	35	T12	Recessed DC	21.91	9000	76	1134	1400	24	30	\$42.94
F30T12/CW/HO	25322	42	T12	Recessed DC	27.91	9000	62	1825	2250	30	30	\$43.54
F36T12/CW/HO	25333	45	T12	Recessed DC	33.91	9000	62	2309	2850	36	30	\$36.28
F36T12/D/HO	25332	45	T12	Recessed DC	33.91	9000	76	2025	2500	36	30	\$43.36
F48T12/D/HO	25150	60	T12	Recessed DC	46.00	12000	76	2916	3600	48	30	\$36.80
F48T12/CW/HO	25146	60	T12	Recessed DC	46.00	12000	62	3281	4050	48	30	\$24.18
F60T12/D/HO	25120	75	T12	Recessed DC	57.91	12000	76	3826	4600	60	30	\$39.96
F60T12/CW/HO	25126	75	T12	Recessed DC	57.91	12000	62	4212	5200	60	30	\$30.54
F64T12/D/HO	25353	80	T12	Recessed DC	61.91	12000	76	3969	4900	64	30	\$39.88
F64T12/CW/HO	25352	80	T12	Recessed DC	61.91	12000	62	4658	5750	64	30	\$34.22
F72T12/D/HO	25189	85	T12	Recessed DC	69.91	12000	76	4496	5550	72	15	\$36.92
F72T12/CW/HO	25176	85	T12	Recessed DC	69.91	12000	62	5063	6250	72	15	\$24.62
F84T12/CW/HO	25384	100	T12	Recessed DC	81.91	12000	62	6115	7550	84	15	\$29.50
F84T12/D/HO	25385	100	T12	Recessed DC	81.91	12000	76	5427	6700	84	15	\$37.34
F96T12/CW/HO/COLDTEMP	25134	110	T12	Recessed DC	93.91	12000	62	6966	8600	96	15	\$32.30
F96T12/D/HO/COLDTEMP	25135	110	T12	Recessed DC	93.91	12000	76	6156	7600	96	15	\$40.14
F96T12/D41/HO	25184	110	T12	Recessed DC	93.91	12000	70	8145	9050	96	15	\$41.26

SUPERSAVER® - High Output 800 mA

- High output, 800 mA

Catalog #	UPC	Watts	Bulb	Base	MOL In.	Avg. Life Hrs.	CRI	Approx Lumens		Length In.	Pkg Qty	Price
								Mean	Initial			
F96T12/CW/HO/SS	25010	95	T12	Recessed DC	93.91	12000	62	6480	8000	96	15	\$24.62

PENTRON® - High Output T5HO

Catalog #	UPC	Watts	Bulb	Base	MOL In.	Avg. Life Hrs.	CRI	Approx Lumens		Length In.	Pkg Qty	Price
								Mean	Initial			
FP54/830/HO	20857	54	T5	Mini Bipin	45.8	20000	82	4136	4400	48	40	\$33.74

Very High Output 1500 mA

Catalog #	UPC	Watts	Bulb	Base	MOL In.	Avg. Life Hrs.	CRI	Approx Lumens		Length In.	Pkg Qty	Price
								Mean	Initial			
F48T12/CW/VHO	25248	115	T12	Recessed DC	46.00	10000	62	4620	6600	48	30	\$50.22
F96T12/CW/VHO	25209	215	T12	Recessed DC	93.91	10000	62	9800	14000	96	15	\$51.36

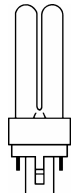
Fluorescent

Compact

DULUX® S Preheat 2-Pin ECOLOGIC®



Catalog #	UPC	Watts	Bulb	Base	MOL In.	Avg. Life Hrs.	CRI	Approx Lumens		Pkg Qty	Price
								Mean	Initial		
CF5DS/827	20325	5	T4 2-Pin	G23	4.2	10000	82	198	230	50	\$17.62
CF7DS/827	20327	7	T4 2-Pin	G23	5.3	10000	82	344	400	50	\$13.40
CF9DS/827	20329	9	T4 2-Pin	G23	6.5	10000	82	499	580	50	\$13.40
CF9DS/835	20333	9	T4 2-Pin	G23	6.5	10000	82	499	580	50	\$16.64
CF9DS/841	20305	9	T4 2-Pin	G23	6.5	10000	82	499	580	50	\$16.64
CF13DS/827	20331	13	T4 2-Pin	GX23	7.1	10000	82	688	820	50	\$14.48
CF13DS/830	20283	13	T4 2-Pin	GX23	7.1	10000	82	688	820	50	\$18.00
CF13DS/835	20335	13	T4 2-Pin	GX23	7.1	10000	82	688	820	50	\$18.00
CF13DS/841	20306	13	T4 2-Pin	GX23	7.1	10000	82	688	820	50	\$14.48



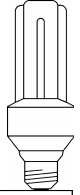
Catalog #	UPC	Watts	Bulb	Base	MOL In.	Avg. Life Hrs.	CRI	Approx Lumens		Pkg Qty	Price
								Mean	Initial		
CF9DD/835	20690	9	T4	G23-2	4.5	10000	82	452	525	50	\$31.30
CF13DD/827	20691	13	T4	GX23-2	4.6	10000	82	671	780	50	\$26.16
CF13DD/835	20692	13	T4	GX23-2	4.6	10000	82	671	780	50	\$32.50
CF13DD841	20708	13	T4	GX23-2	4.6	10000	82	671	780	50	\$32.50
CF13DD/E/830	20721	13	T4	G24Q-1	5.2	10000	82	774	900	50	\$38.08
CF13DD/E/835	20671	13	T4	G24Q-1	5.2	10000	82	774	900	50	\$38.08
CF13DD/E/841	20667	13	T4	G24Q-1	5.2	10000	82	774	900	50	\$38.08
CF18DD/827	20676	18	T4	G24D-2	6.0	10000	82	1075	1250	50	\$46.04
CF18DD/835	20677	18	T4	G24D-2	6.0	10000	82	1075	1250	50	\$46.04
CF18DD/841	20678	18	T4	G24D-2	6.0	10000	82	1075	1250	50	\$46.04
CF18DD/E/830	20724	18	T4	G24Q-2	5.8	10000	82	1075	1250	50	\$50.68
CF18DD/E/835	20672	18	T4	G24Q-2	5.8	10000	82	1075	1250	50	\$40.80
CF18DD/E/841	20668	18	T4	G24Q-2	5.8	10000	82	1075	1250	50	\$50.68
CF26DD/827	20679	26	T4	G24D-3	6.8	10000	82	1548	1800	50	\$40.80
CF26DD/830	20710	26	T4	G24D-3	6.8	10000	82	1548	1800	50	\$45.72
CF26DD/841	20681	26	T4	G24D-3	6.8	10000	82	1548	1800	50	\$45.72
CF26DD/835	20680	26	T4	G24D-3	6.8	10000	82	1548	1800	50	\$40.80
CF26DD/E/827	20684	26	T4	G24Q-3	6.5	10000	82	1548	1800	50	\$45.72
CF26DD/E/830	20722	26	T4	G24Q-3	6.5	10000	82	1548	1800	50	\$45.72
CF26DD/E/835	20673	26	T4	G24Q-3	6.5	10000	82	1548	1800	50	\$40.80
CF26DD/E/841	20669	26	T4	G24Q-3	6.5	10000	82	1548	1800	50	\$40.80

Fluorescent

Compact

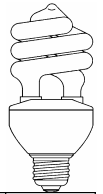
DULUX® EL

- Triple electronic, self-ballasted.
- Soft white.



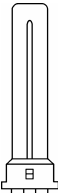
Catalog #	UPC	Watts	Bulb	Base	Volts	MOL In.	Avg. Life Hrs.	CRI	Approx Lumens		Pkg Qty	Price
									Mean	Initial		
CF15EL/830/MED/1	29307	15	T4	Med.	120	5.70	10000	82	748	850	6	\$46.94
CF20EL/830/MED/1	29308	20	T4	Med.	120	6.42	10000	82	1032	1200	6	\$46.94
CF23EL/830/MED/1	29310	23	T4	Med.	120	6.93	10000	82	1247	1450	6	\$46.94

DULUX® Twist



Catalog #	UPC	Watts	Base	Volts	MOL In.	Avg. Life Hrs.	CRI	Approx Lumens		Pkg Qty	Price
								Mean	Initial		
CF15EL/TWIST	29286	15	Med.	120	5.125	10000	82	731	850	6	\$61.18
CF20EL/TWIST	29287	20	Med.	120	5.500	10000	82	1032	1200	6	\$61.18
CF23EL/TWIST	29288	23	Med.	120	5.875	10000	82	1247	1450	6	\$61.18


DULUX® S/E



Catalog #	UPC	Watts	Bulb	Base	MOL In.	Avg. Life Hrs.	CRI	Approx Lumens		Pkg Qty	Price
								Mean	Initial		
CF13DS/E/830	20284	13	T4 4-Pin	2GX7	6.2	10000	82	688	820	50	\$21.28

DULUX® EL - Globe

- Globe electronic, self-ballasted.
- Soft white.
- 120V.



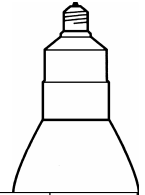
Catalog #	UPC	Watts	Bulb	Base	MOL In.	Avg. Life Hrs.	CRI	Approx Lumens		Pkg Qty	Price
								Mean	Initial		
CF20EL/G40/830/MED	29301	20	G40	Med.	7.4	6000	82	860	1000	6	\$58.80

Fluorescent

Compact

DULUX® EL - Reflector

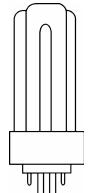
- Reflector electronic, self-ballasted.
- Soft white.
- 120V.



Catalog #	UPC	Watts	Bulb	Base	MOL In.	Avg. Life Hrs.	CRI	Approx Lumens		Pkg Qty	Price
								Mean	Initial		
CF15EL/R30/830/MED	29298	15	R30	Med.	5.8	6000	82	516	600	6	\$63.04

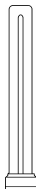
DULUX® T - AMALGAM

- For dimming and electronic ballasts for high and low temperatures.



Catalog #	UPC	Watts	Bulb	Base	MOL In.	Avg. Life Hrs.	CRI	Approx Lumens		Pkg Qty	Price
								Mean	Initial		
CF18DT/E/IN/830	20876	18	T4	GX24Q-2	4.4	10000	82	1032	1200	50	\$57.00
CF26DT/E/IN/830	20880	26	T4	GX24Q-3	5.0	10000	82	1548	1800	50	\$57.00
CF26DT/E/IN/835	20881	26	T4	GX24Q-3	5.0	10000	82	1548	1800	50	\$57.00
CF26DT/E/IN/841	20882	26	T4	GX24Q-3	5.0	10000	82	1548	1800	50	\$57.00
CF32DT/E/IN/835	20885	32	T4	GX24Q-3	5.6	10000	82	2064	2400	50	\$45.88
CF32DT/E/IN/841	20886	32	T4	GX24Q-3	5.6	10000	82	2064	2400	50	\$57.00
CF32DT/E/IN/830	20884	32	T4	GX24Q-3	5.6	10000	82	2064	2400	50	\$57.00
CF42DT/E/IN/841	20890	42	T4	GX24Q-4	6.4	10000	82	2752	3200	50	\$59.74
CF42DT/E/IN/830	20888	42	T4	GX24Q-4	6.4	10000	82	2752	3200	50	\$59.74
CF42DT/E/IN/835	20871	42	T4	GX24Q-4	6.4	12000	82	2752	3200	50	\$48.08

DULUX® L - High Lumen



Catalog #	UPC	Watts	Bulb	Base	MOL In.	Avg. Life Hrs.	CRI	Approx Lumens		Pkg Qty	Price
								Mean	Initial		
FT18DL/835/RS	20594	18	T5	2G11	10.5	20000	82	1075	1250	10	\$35.16
FT36DL/830	20581	39	T5	2G11	16.6	12000	82	2494	2900	10	\$38.94
FT36DL/835	20582	36	T4	2G11	16.6	12000	82	2494	2900	10	\$38.94
FT36DL/841	20583	36	T4	2G11	16.6	12000	82	2494	2900	10	\$38.94
FT40DL/830/RS	20584	40	T4	2G11	22.6	20000	82	2709	3150	10	\$31.14
FT40DL/835/RS	20585	40	T4	2G11	22.6	20000	82	2709	3150	10	\$31.14
FT40DL/841/RS	20586	40	T4	2G11	22.6	20000	82	2709	3150	10	\$31.14
FT55DL/835	20591	55	T4	2G11	21.1	12000	82	4128	4800	10	\$42.28

Fluorescent

Lamp Starters

Preheat

Glostat



Catalog #	UPC	Desc.	Pkg Qty	Price
FS-5	45812	For use with F4, F6, and F8 preheat fluorescent lamps	100	\$2.46
FS-4	44812	For use with F13, F30, and F40 preheat fluorescent lamps	100	\$1.60
FS-2	42812	For use with F14, F15, and F20 preheat fluorescent lamps	100	\$1.64

Plastic Lamp Jackets

Catalog #	Desc.	Price
LMT-8-F32	4' for T-8 with end caps	\$4.28
LMT12-F40-RS	4' for T-12 with end caps	\$3.80
LMT12-F96	8' for T-12 with end caps	\$8.50
LMT8-END	Replacement T-8 end caps	\$2.00
LMT12-END	Replacement T-12 end caps	\$0.60
LM-HEAT-SCREEN	Heat sink screen - 4" wide-cut & pre-coiled to slip over lamps. Helps dissipate heat & protects bulb from shattering. 2 for HO lamps 4 for VHO lamps	\$2.00

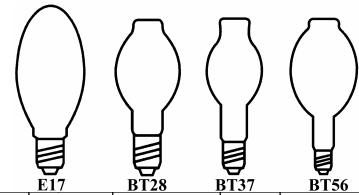
High Intensity Discharge

Metalarc Metal Halide

Pro-Tech

Open Fixture Rated

Sample



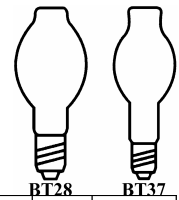
Catalog #	UPC	Watts	Bulb	Base	Avg. Life Hrs.	Approx Lumens		Lamp Finish	Oper. Pos.	Pkg Qty	Price
						Mean	Initial				
M175/U	64471	175	BT28	E39 Mogul	7500	9300	14400	Clear	Universal	6	\$115.82
M175/C/U	64472	175	BT28	E39 Mogul	7500	7600	14000	Coated	Universal	66	\$138.26
M175/U/MED	64479	175	E17	E26 Med.	7500	9300	14400	Clear	Universal	20	\$117.84
M175/C/U/MED	64480	175	E17	E26 Med.	7500	8400	13000	Coated	Universal	20	\$140.66
M250/U	64457	250	BT28	E39 Mogul	10000	17000	22000	Clear	Universal	6	\$131.00
M250/C/U	64458	250	BT28	E39 Mogul	10000	17000	21500	Coated	Universal	6	\$155.08
M400/U/BT28	64488	400	BT28	E39 Mogul	15000	23500	36000	Clear	Universal	6	\$175.98
M400/U	64490	400	BT37	E39 Mogul	15000	23500	36000	Clear	Universal	6	\$124.26
M400/C/U	64492	400	BT37	E39 Mogul	15000	22500	36000	Coated	Universal	6	\$157.30
M1000/U/BT37	64469	1000	BT37	E39 Mogul	9000	96000	110000	Clear	Universal	6	\$336.54
M1000/U	64468	1000	BT56	E39 Mogul	12000	86000	110000	Clear	Universal	6	\$300.24
M1500/BU-HOR	64431	1500	BT56	E39 Mogul	3000	140000	170000	Clear	BU-HOR	6	\$396.24

High Intensity Discharge

Metalarc Metal Halide

Super

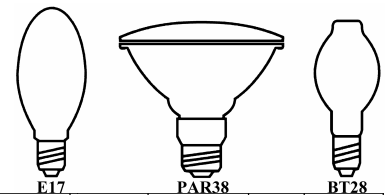
- High output, position dedicated.



Catalog #	UPC	Watts	Bulb	Base	Avg. Life Hrs.	Approx Lumens		Lamp Finish	Oper. Pos.	Pkg Qty	Price
						Mean	Initial				
MS400/HOR/BT28	64443	400	BT28	E39 POM Mogul	20000	26000	40000	Clear	HOR±15°	6	\$235.92
MS-400/C/HOR/BT28	64444	400	BT28	E39 POM Mogul	20000	24000	36500	Coated	HOR±15°	6	\$0.00
MS400/HOR	64445	400	BT37	E39 POM Mogul	20000	26000	40000	Clear	HOR±15°	6	\$194.48
MS400/BU-ONLY	64450	400	BT37	E39 Mogul	20000	26000	42000	Clear	BU± 15°	6	\$170.66
MS400/C/BU-ONLY	64452	400	BT37	E39 Mogul	20000	24700	42000	Coated	BU± 15°	6	\$170.66

Pulse Start

- High output, low wattage.
- Reduced color shift.
- Open or enclosed fixtures.



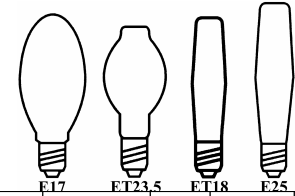
Catalog #	UPC	Watts	Bulb	Base	Avg. Life Hrs.	Approx Lumens		Beam Type	Lamp Finish	Oper. Pos.	Pkg Qty	Price
						Mean	Initial					
MP50/U/MED	64587	50	E17	E26 Med.	10000	2100	3450		Clear	Universal	20	\$206.64
MP50/C/U/MED	64588	50	E17	E26 Med.	10000	1750	3200		Coated	Universal	20	\$218.00
MP70/U/MED	64547	70	E17	E26 Med.	10000	3400	5200		Clear	Universal	20	\$166.36
MP70/C/U/MED	64546	70	E17	E26 Med.	10000	3100	4700		Coated	Universal	20	\$218.64
MP100/U/MED	64417	100	E17	E26 Med.	10000	5525	8500		Clear	Universal	20	\$162.44
MP100/C/U/MED	64418	100	E17	E26 Med.	10000	5800	7900		Coated	Universal	20	\$171.72
MP100PAR38/U/FL35/ECO	64582	100	PAR38	E26 Med. Socket	8500	---	5800	Flood		Universal	6	\$203.60
MP150/U/MED	64402	150	E17	E26 Med.	10000	10000	12900		Clear	Universal	20	\$196.76
MS320/PS/BU-HOR	64507	320	BT28	E39 Mogul	15000	21000	32000		Clear	BU-HOR	6	\$196.68
MP320/350/PS/BU-ONLY/BT28	64398	320/350	BT28	EX39 Excl Mogul	20000	21000	29500		Clear	BU± 15°	6	\$294.66

Ceramic

Catalog #	UPC	Watts	Bulb	Base	Avg. Life Hrs.	Approx Lumens		Oper. Pos.	Pkg Qty	Price
						Mean	Initial			
MCP39PAR30LN/U/830/FL	64756	39	PAR30LN	E26 Med.	9000	---	2300	Universal	6	\$240.50

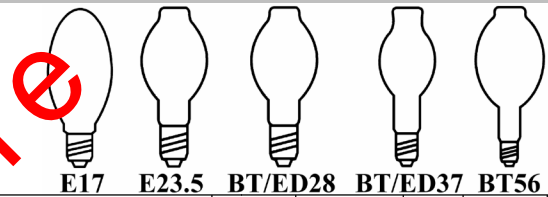
High Intensity Discharge

Lumalux - High Pressure Sodium



Catalog #	UPC	Watts	Bulb	Base	Avg. Life Hrs.	Approx Lumens		Lamp Finish	Oper. Pos.	Pkg Qty	Price
						Mean	Initial				
LU-35/MED	67500	35	E17	E26 Med.	16000+	2050	2250	Clear	Universal	20	\$138.44
LU-50/MED	67502	50	E17	E26 Med.	24000+	3600	4000	Clear	Universal	20	\$138.44
LU-70/MED	67504	70	E17	E26 Med.	24000+	5350	6300	Clear	Universal	20	\$123.50
LU70/ECO	67512	70	ET23.5	E39 Mogul	24000+	5500	6300	Clear	Universal	20	\$134.68
LU-100/MED	67506	100	E17	E26 Med.	24000+	8000	9500	Clear	Universal	20	\$157.12
LU100/ECO	67514	100	ET23.5	E39 Mogul	24000+	8000	9500	Clear	Universal	20	\$140.94
LU-150/55/MED	67508	150	E17	E26 Med.	24000+	13400	15800	Clear	Universal	20	\$148.14
LU150/55/ECO	67516	150	ET23.5	E39 Mogul	24000+	13800	16000	Clear	Universal	20	\$144.46
LU250/ECO	67578	250	ET18	E39 Mogul	24000+	26100	29000	Clear	Universal	20	\$153.50
LU400/ECO	67533	400	ET18	E39 Mogul	24000+	45000	50000	Clear	Universal	20	\$157.62
LU1000	67307	1000	E25	E39 Mogul	24000+	124000	130000	Clear	Universal	6	\$435.14

Mercury



Catalog #	UPC	Watts	Bulb	Base	Avg. Life Hrs.	Approx Lumens		Lamp Finish	Oper. Pos.	Pkg Qty	Price
						Mean	Initial				
H38AV-100/DX	69403	100	E17	E26 Med.	24000+	3560	4000	Coated	Universal	20	\$152.98
H38JA-100/DX	69408	100	E23.5	E39 Mogul	24000+	3300	4100	Coated	Universal	20	\$92.98
H39KC-175/DX	69445	175	BT/ED28	E39 Mogul	24000+	---	7700	Coated	Universal	6	\$61.36
H37KC-250/DX	69448	250	BT/ED28	E39 Mogul	24000+	10000	12500	Coated	Universal	6	\$122.48
H33GL-400/DX	69450	400	BT/ED37	E39 Mogul	24000	---	23000	Coated	Universal	6	\$98.44
H36GW-1000/DX	69331	1000	BT56	E39 Mogul	24000	48500	58000	Coated	Universal	6	\$229.86